

NS-208PSE/NSM-208PSE *NEW*

8-port Industrial 10/100 Mbps Ethernet with 8-PoE (PSE) Switch

NS-208PSE-4/NSM-208PSE-4 *NEW*

8-port Industrial 10/100 Mbps Ethernet with 4-PoE (PSE) Switch

NSM-208PSE/NSM-208PSE-4



NS-208PSE/NS-208PSE-4




Highlight Information >>>

NS-208PSE/NSM-208PSE Series
NS-208PSE-4/NSM-208PSE-4 Series



For NS-208PSE/
NSM-208PSE



For NS-208PSE-4/
NSM-208PSE-4



Features >>>

- Each port supports both 10/100 Mbps speed auto negotiation
- Full duplex IEEE 802.3x and half duplex backpressure flow control
- Auto-detection of PD (powered devices) and automatic power management
- Over-temperature, over-current and over/under-voltage detection
- Supports operating temperatures from -40 °C ~ +75 °C
- Automatic MDI/MDI-X crossover for plug-and-play
- Store-and-forward architecture
- 8 PoE ports for NS-208PSE/NSM-208PSE;
4 PoE ports for NS-208PSE-4/NSM-208PSE-4
- Supports +46 ~ +55 V_{DC} power input
- DIN-Rail Mounting

Introduction

The NS-208PSE/NS-208PSE-4 is an 8-port unmanaged PoE (Power over Ethernet) Industrial Ethernet switch, it supports 8/4 PoE ports which are classified as power source equipments (PSE). The NS-208PSE/NS-208PSE-4 makes centralized power supply come true and provides up to 15.4 W of power per port. The NS-208PSE/NS-208PSE-4 can be used to power IEEE802.3af compliant powered devices (PD) by Ethernet cable and eliminates the need for additional power wiring.

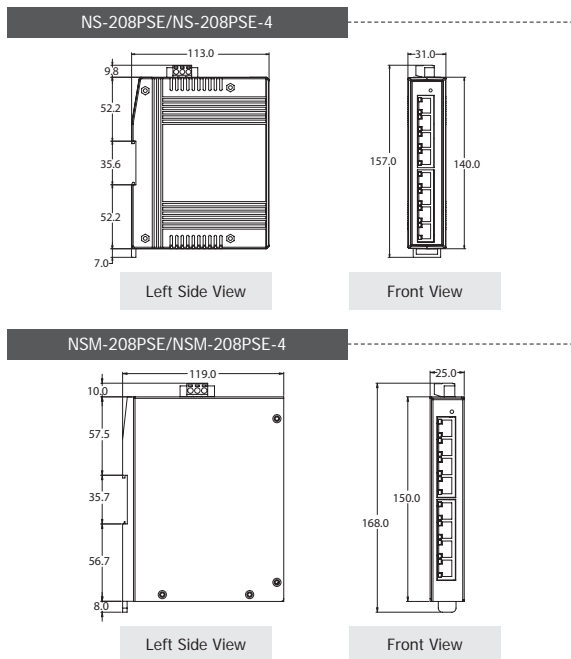
The NS-208PSE/NSM-208PSE is exactly the same as the NS-208PSE-4/NSM-208PSE-4, except for the PoE ports.

Specifications

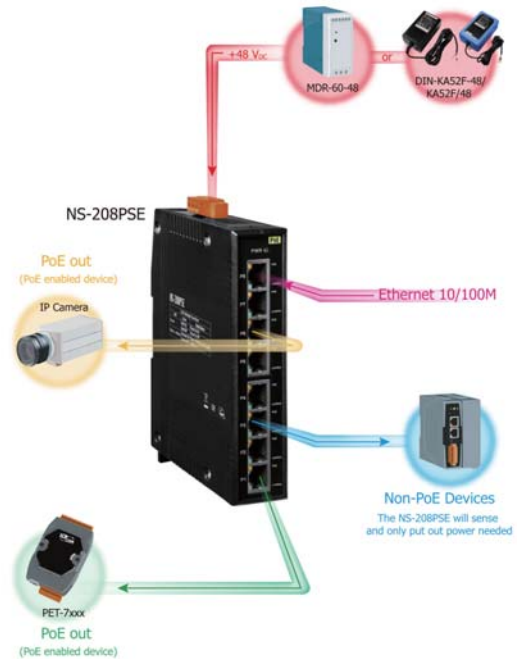
Models	NS-208PSE	NSM-208PSE	NS-208PSE-4	NSM-208PSE-4
Technology				
Standards	IEEE 802.3, 802.3u, 802.3x, 802.3af (Power over Ethernet)			
Processing Type	Store & forward; wire speed switching			
MAC Addresses	1024			
Memory Bandwidth	3.2 Gbps			
Frame Buffer Memory	512 Kbit			
Flow Control	IEEE 802.3x flow control, back pressure flow control			
Interface				
RJ-45 Ports	10/100 Base-T(X) auto negotiation speed, F/H duplex mode, and auto MDI/MDI-X connection			
LED Indicators	Power, Link/Act, Power Device is detected			
Ethernet Isolation	1500 V _{rms} 1 minute			
EMS Protection	Yes			

Models	NS-208PSE	NSM-208PSE	NS-208PSE-4	NSM-208PSE-4
Power Input				
Input Voltage Range	+46 ~ +55 V _{DC} for PoE output			
Power Consumption	0.1 A @ 48 V _{DC} without PD loading 2.8 A @ 48 V _{DC} with PD full loading		0.09 A @ 48 V _{DC} without PD loading 1.45 A @ 48 V _{DC} with PD full loading	
Protection	Power reverse polarity protection			
ESD Protection	Yes			
Connector	3-Pin Removable Terminal Block			
PoE Technology				
PoE Compliance	100% IEEE 802.3af compliant			
PoE Classification	PSE (Power Sourcing Equipment)			
PoE Voltage	+46 ~ +55 V _{DC} depending on power input			
PoE Power	Up to 15.4 watts per channel			
PoE Operation	Automatic detection and power management			
PoE Pin Assignments	V+ (Pin 1, 2), V- (Pin 3, 6)			
PoE Disconnect Mode	DC disconnect			
Mechanical				
Casing	Plastic (Flammability UL 94V-0)	Metal (IP30 Protection)	Plastic (Flammability UL 94V-0)	Metal (IP30 Protection)
Dimensions (W x L x H)	31 mm x 157 mm x 113 mm	25 mm x 168 mm x 119 mm	31 mm x 157 mm x 113 mm	25 mm x 168 mm x 119 mm
Installation	DIN-Rail Mounting			
Environment				
Operating Temperature	-40 °C ~ +75 °C			
Storage Temperature	-40 °C ~ +85 °C			
Ambient Relative Humidity	10% ~ 90% RH, non-condensing			

Dimensions (Units: mm)



Applications



Ordering Information

NS-208PSE CR	8-port Industrial 10/100 Mbps Ethernet with 8-PoE (PSE) Switch (RoHS)
NS-208PSE-4 CR	8-port Industrial 10/100 Mbps Ethernet with 4-PoE (PSE) Switch (RoHS)
NSM-208PSE CR	8-port Industrial 10/100 Mbps Ethernet with 8-PoE (PSE) Switch; Metal Casing (RoHS)
NSM-208PSE-4 CR	8-port Industrial 10/100 Mbps Ethernet with 4-PoE (PSE) Switch; Metal Casing (RoHS)

Accessories

MDR-60-48	48 V/1.25 A, 60 W Power Supply with DIN-Rail Mounting
DIN-KA52F-48	48 V/0.52 A, 25 W Power Supply with DIN-Rail Mounting
KA52F-48	48 V/0.52 A, 25 W Power Supply